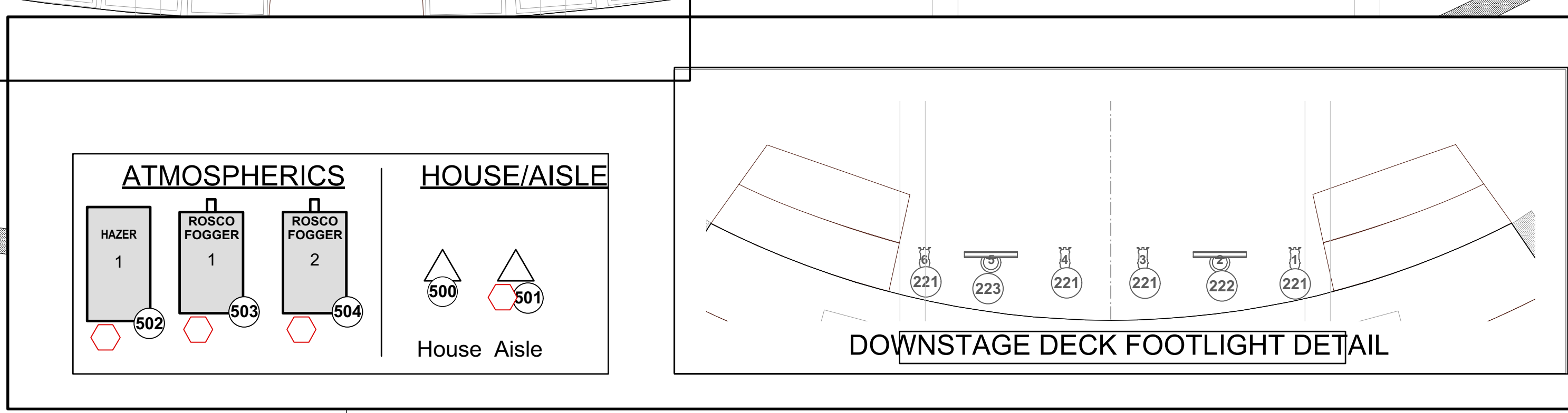
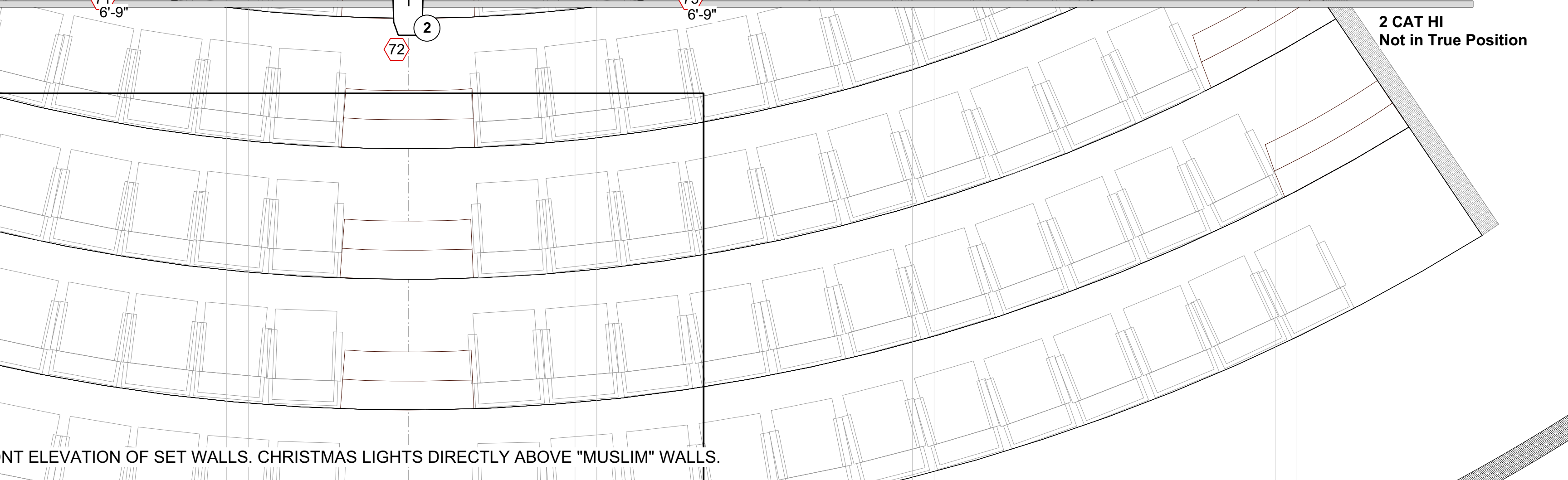
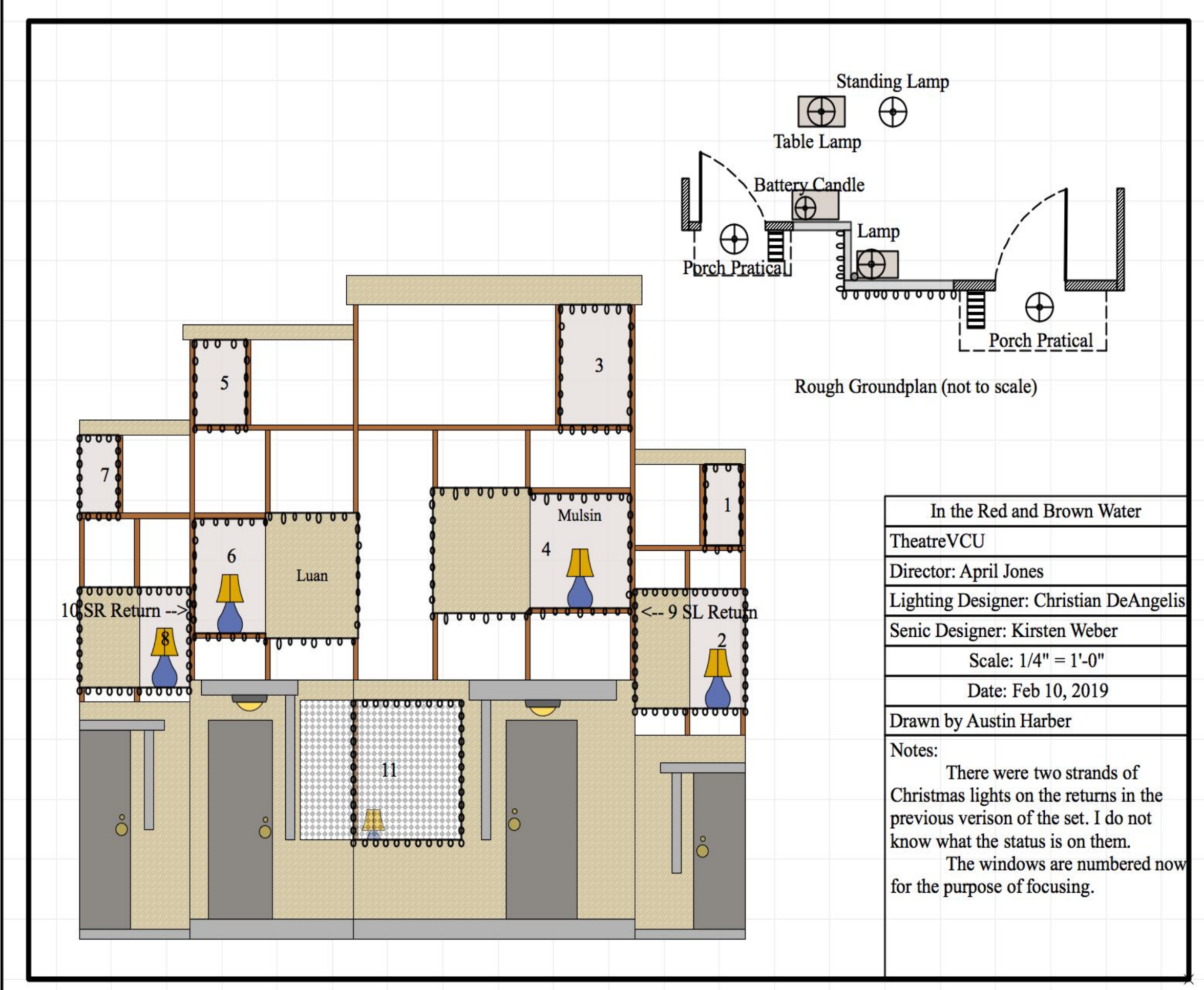


**LINESET SCHEDULE**

31' US ELECTRIC	2   9'7"
32' DS ELECTRIC	1   3'3"
PLASTERLINE	0   0'0"



- NOTES:**
- ELECTRIC TRIM IS AT MAXIMUM HEIGHT
  - ALL TEMPLATES "B" SIZE"
  - LEAVE ADDITIONAL DIMMERS AVAILABLE FOR ADDS
  - HAZER LOCATION CENTERLINE ON 8/9 CATWALK. USE 2 FANS BY FOGGER LOCATIONS SL & SR BEHIND FALSE PROSCENIUM AND OFFSTAGE. USE 2 HOSES AT SCENE TEXTURE, SIDEARMS AND TOPHATS NOTATED IN LIGHTWRIGHT
  - PLEASE HAVE R132, R119, R114, R104, R97 and BLACKWRAP ON HANDS
  - ALL PRACTICALS SHOULD BE SCALING TO PRINT ON ARCH PAPER
  - ALL PRACTICALS SHOULD BE CIRCLED WITH LEVITON PAPERFORM MEASUREMENTS FROM 0' DECK TO C-CLAMP
  - UNIT MEASUREMENTS ON THE INSTRUMENT KEY DO NOT INCLUDE MOUNTING BRACKETS
  - HANGING PRACTICALS TO BE DISCUSSED BY SCENIC & LIGHTING PRACTICALS TO BE SUPPLIED BY SCENIC
  - ADD GROUND ROW CYC UNITS TO FLOOR PLATES
- THIS DRAWING REPRESENTS VISUAL CONCEPTS AND CONSTRUCTION SUGGESTIONS ONLY. IT DOES NOT REPLACE THE KNOWLEDGE AND ADVICE OF A LICENSED STRUCTURAL ENGINEER. THE DESIGNER IS UNQUALIFIED TO DETERMINE THE STRUCTURAL APPROPRIATENESS OF THIS DESIGN AND WILL NOT ASSUME RESPONSIBILITY FOR IMPROPER ENGINEERING OR USE.

**PRODUCTION TEAM**

DIRECTED BY April Jones  
 LIGHTING DESIGN BY Christian DeAngelis  
 ASSISTANT LIGHTING DESIGNER Austin Harber  
 MASTER ELECTRICIAN Sreyech An



PRESENTED BY Raymond Hodges Theatre  
 Virginia Commonwealth University - Richmond, VA

**Instrument Key**

- |  |                    |  |                           |  |                      |  |                   |  |                          |  |                      |
|--|--------------------|--|---------------------------|--|----------------------|--|-------------------|--|--------------------------|--|----------------------|
|  | Roco Fogger        |  | VLX WASH                  |  | VL 2500              |  | VL 1000 TI        |  | PAR 64 MFL @ 1kw         |  | 19deg Source4 @ 750w |
|  | Hazer              |  | VL 1100 TID               |  | VL 1000 TSD          |  | Color Blast       |  | Strand 6" Fresnel @ 750w |  | 26deg Source4 @ 750w |
|  | MR-16 Birdie @ 75w |  | Lustre 2 with Cyc Adapter |  | 50deg Source4 @ 750w |  | Strand 6x12 @ 1KW |  | Twin Spin                |  | Strand 6x16 @ 1KW    |

**Legend**

	Unit Number
	Channel

SCALE: 1/2" = 1'-0"  
 UNLESS OTHERWISE NOTED  
 REV1 - 1/07/2019  
 REV3 - 1/27/2019 - CMD

PLATE 1 OF 2